



STATEMENT OF APPROVED BUDGET, UTILIZATIONS, DISBURSEMENTS AND BALANCES
As of the Quarter Ending September 30, 2022

Department: Department of Budget and Management
Entity Name: Procurement Service
Operating Unit: Main Office
Organization Code (UACS): 06 003 00 00000
Funding Source Code (as clustered) : 207511


Particulars	UACS CODE	Budget			Budget Utilization					Disbursements					BALANCES		
		Budgeted Revenue	Adjustments (Additions, Reductions, Realignment)	Budgeted Revenue	1st Quarter Ending March 31	2nd Quarter Ending June 30	3rd Quarter Ending Sept. 30	4th Quarter Ending Dec. 31	Total	1st Quarter Ending March 31	2nd Quarter Ending June 30	3rd Quarter Ending Sept. 30	4th Quarter Ending Dec. 31	Total	Unutilized Budget	Unpaid Utilizations	
																Due and Demandable / Accounts Payable	Not Yet Due and Demandable
1	2	3	4	5=[3+(-)4]	6	7	8	9	10=(6+7+8+9)	11	12	13	14	15=(11+12+13+14)	16=(5-10)	17	18
I. Agency Approved Budget																	
General Administration and Supervision PAP 1	1																
PS	501	69,346,308.96	-	69,346,308.96	6,739,858.11	8,919,896.07	6,451,236.19		22,110,990.37	6,727,657.89	8,932,096.29	6,451,236.19		22,110,990.37	47,235,318.59	-	
MOOE	502	117,609,469.03	2,966,894.72	114,642,574.31	10,168,050.02	14,356,293.90	7,938,766.60		32,463,110.52	8,097,461.25	12,064,809.21	11,955,542.98		32,117,813.44	82,179,463.79	345,297.08	
Fin Exp.(if applicable)	503	-	-	-	-	-	-		-	-	-	-		-	-	-	
CO	506	2,159,050.00	2,851,567.06	5,010,617.06	-	2,148,000.00	-		2,148,000.00	-	-	2,148,000.00		2,148,000.00	2,862,617.06	-	
Support to Operations PAP 2	2																
PS	501	36,637,328.71	-	36,637,328.71	6,923,295.12	9,153,194.02	6,477,774.55		22,554,263.69	6,923,295.12	9,153,194.02	6,477,774.55		22,554,263.69	14,083,065.02	-	
MOOE	502	130,309,248.30	2,953,651.36	133,262,899.66	5,678,456.81	5,591,727.40	2,919,094.18		14,189,278.39	269,050.00	1,798,225.22	5,150,889.79		7,218,165.01	119,073,621.27	6,971,113.38	
Fin Exp.(if applicable)	503	-	-	-	-	-	-		-	-	-	-		-	-	-	
CO	506	117,629,130.00	2,939,567.06	114,689,562.94	448,250.00	-	-		448,250.00	448,250.00	-	-		448,250.00	114,241,312.94	-	
Operations PAP 3	3																
PS	501	175,834,378.33	-	175,834,378.33	31,440,835.05	43,768,790.93	31,533,965.70		106,743,591.68	31,333,163.30	43,842,745.62	31,567,682.76		106,743,591.68	69,090,786.66	-	
MOOE	502	128,229,935.21	13,243.36	128,243,178.57	2,880,739.63	7,503,263.02	8,514,961.62		18,898,964.27	2,861,144.04	7,228,147.65	8,423,756.25		18,513,047.94	109,344,214.30	385,916.33	
Fin Exp.(if applicable)	503	-	-	-	-	-	-		-	-	-	-		-	-	-	
CO	506	13,000,000.00	88,000.00	13,088,000.00	-	-	-		-	-	-	-		-	13,088,000.00	-	
Sub-Total, Agency Specific Budget																	
PS		281,818,016.00	-	281,818,016.00	45,103,988.28	61,841,881.02	44,462,976.44		151,408,845.74	44,984,116.31	61,928,035.93	44,496,693.50		151,408,845.74	130,409,170.26	-	
MOOE		376,148,652.53	-	376,148,652.53	18,727,246.46	27,451,284.32	19,372,822.40		65,551,353.18	11,227,655.29	21,091,182.08	25,530,189.02		57,849,026.39	310,597,299.35	7,702,326.79	
Fin Exp.(if applicable)		-	-	-	-	-	-		-	-	-	-		-	-	-	
CO		132,788,180.00	-	132,788,180.00	448,250.00	2,148,000.00	-		2,596,250.00	448,250.00	-	2,148,000.00		2,596,250.00	130,191,930.00	-	
II. Automatic Appropriations																	
PS		N/A															
MOOE		N/A															
Fin Exp.(if applicable)		N/A															
CO		N/A															
Sub-Total, Automatic Appropriations																	
PS																	
MOOE																	
Fin Exp.(if applicable)																	
CO																	

COA-PS
RECEIVED
OCT 28 2022
By: 



Particulars	UACS CODE	Budget			Budget Utilization					Disbursements					BALANCES		
		Budgeted Revenue	Adjustments (Additions, Reductions, Realignment)	Budgeted Revenue	1st Quarter Ending March 31	2nd Quarter Ending June 30	3rd Quarter Ending Sept. 30	4th Quarter Ending Dec. 31	Total	1st Quarter Ending March 31	2nd Quarter Ending June 30	3rd Quarter Ending Sept. 30	4th Quarter Ending Dec. 31	Total	Unutilized Budget	Unpaid Utilizations	
																Due and Demandable / Accounts Payable	Not Yet Due and Demandable
1	2	3	4	5=[3+(-)4]	6	7	8	9	10=(6+7+8+9)	11	12	13	14	15=(11+12+13+14)	16=(5-10)	17	18
III. Special Purpose Fund (Please specify)																	
MPBF-PS		N/A															
PGF-PS (Pension Benefits)		N/A															
Sub-Total, Special Purpose Fund																	
PS																	
MOOE																	
Fin Exp.(if applicable)																	
CO																	
GRAND TOTAL																	
PS	501	281,818,016.00	-	281,818,016.00	45,103,988.28	61,841,881.02	44,462,976.44	-	151,408,845.74	44,984,116.31	61,928,035.93	44,496,693.50	-	151,408,845.74	130,409,170.26	-	
MOOE	502	376,148,652.53	-	376,148,652.53	18,727,246.46	27,451,284.32	19,372,822.40	-	65,551,353.18	11,227,655.29	21,091,182.08	25,530,189.02	-	57,849,026.39	310,597,299.35	7,702,326.79	
Fin Exp.(if applicable)	503	-	-	-	-	-	-	-	-	-	-	-	-	-	-	-	
CO	506	132,788,180.00	-	132,788,180.00	448,250.00	2,148,000.00	-	-	2,596,250.00	448,250.00	-	2,148,000.00	-	2,596,250.00	130,191,930.00	-	
Recapitulation by MFO:																	
MFO 1																	
MFO 2																	
... continue down to the last MFO																	
OF WHICH:																	
Major Programs/Projects																	
Other Major Programs and Projects and monitored by the President through PMS																	
GAD-RELATED PROJECTS																	
PS																	
MOOE																	
CO																	
SENIOR CITIZENS, PWDs AND YOUTH ACTIVITIES																	
PS																	
MOOE																	
CO																	


Prepared and Certified Correct:


 Maria Joana Victoria L. Maglay
 Budget Officer
 Date: 10/19/2022


Certified Correct:


 Amy T. Dela Cruz
 OIC Chief, Comptroller Division
 Date: 18 OCT 2022

Recommending Approval:


 Atty. Faydah M. Dumarpa
 Director IV, Administrative and Finance Group
 Date: Oct 19, 2022

Approved By:


 Dennis S. Santiago
 Executive Director V, Procurement Service - DBM
 Date:

RECEIVED
 OCT 28 2022

By: 